

ZYBRE

Discover • Watch • Play

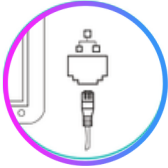
Quick Start Guide



VMG8623-T50B

Dual-Band Wireless AC/N
VDSL2 Combo WAN Gigabit IAD

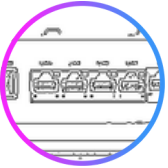
Full Fibre & Gigafast connections



Plug one end of the Ethernet cable to the blue WAN port of the router **1a**, the other end should connect to the ONT socket for fibre broadband or the Ethernet socket for your internet service.



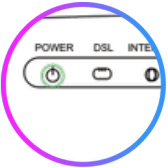
For any device which connects directly to your router use an Ethernet cable and connect to one of the four yellow LAN ports .



If you're using a virtual landline (VoIP) handset, plug the Ethernet cable from your phone directly to one of the four LAN ports on the router .



Plug in power supply and connect to router **3**.

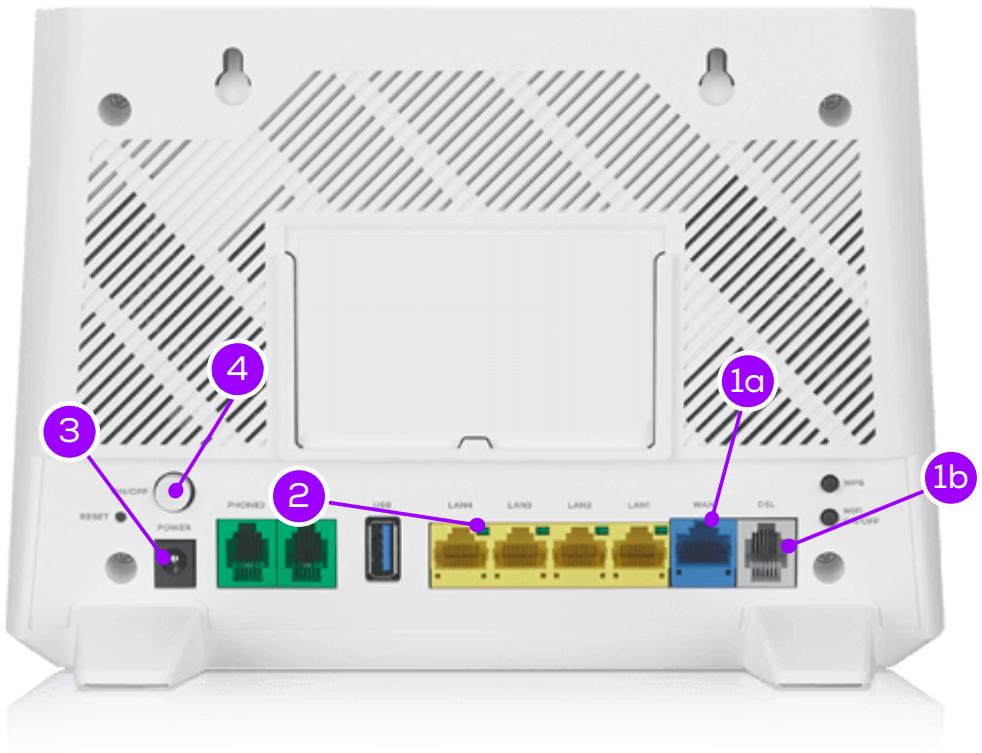
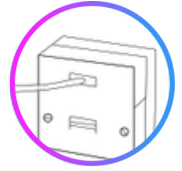


Turn router power button on **4**. Check LEDs are lit green on the front. (This may take a few minutes)

Superfast Connections

or

Connect the DSL cable to your router **1b**.
If your phone socket has a built in DSL
(top), please plug the cable into the DSL
socket. If not connect via the filter (bottom)
included in the box.



Wireless

Once the router has booted you can connect to your wireless network from any suitable device.

The network name and password are printed on the back of the router along with a QR code to auto-connect

Any question?

If you have any further questions setting up, please visit <https://zybre.co.uk>
email support@zybre.co.uk
or call us on [0330 320 2062](tel:03303202062)